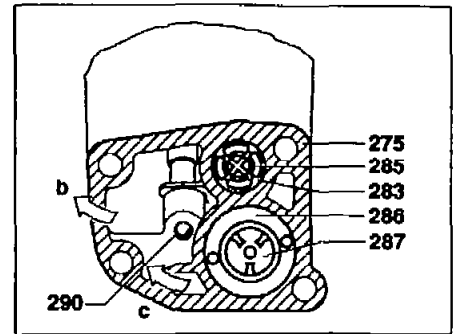


ENGINE 601, 602, 603 (except, 602.982)

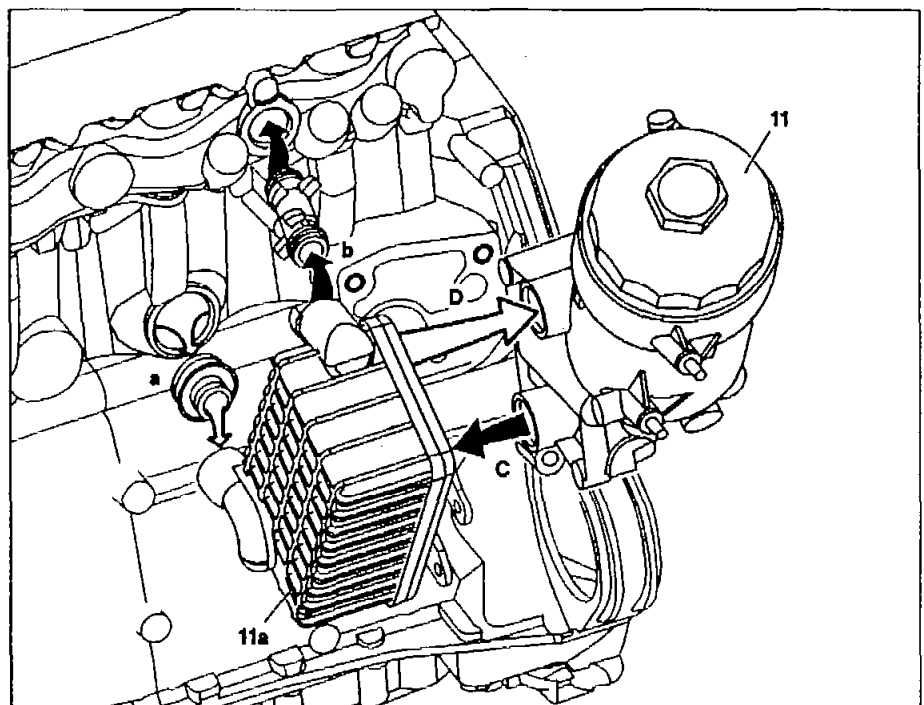
- 275 Oil filter housing
- 283 Dished washer
- 285 Bypass valve
- 286 Valve seat return flow check valve
- 287 Valve cone return flow check valve
- 290 Ball 8 mm \varnothing
- b To bearing points
- c Finely filtered oil to oil pan



P18.20-0254-01

GF	Position		GF18.20-P-1101-01A GF18.20-P-1102A/1
GF	Function		GF18.20-P-1101-04A GF18.20-P-1102A/2

The oil filter housing (11) is located at the rear left of the engine.



P18.00-0215-06

The oil flows from the feed gallery (a) through the return flow check valve (286, 287) into the oil filter housing and flows directly into the oil filter element (280). It flows through the oil filter element and along the stand pipe (281) and the gallery (b) to the main oil gallery and onto the bearing points.

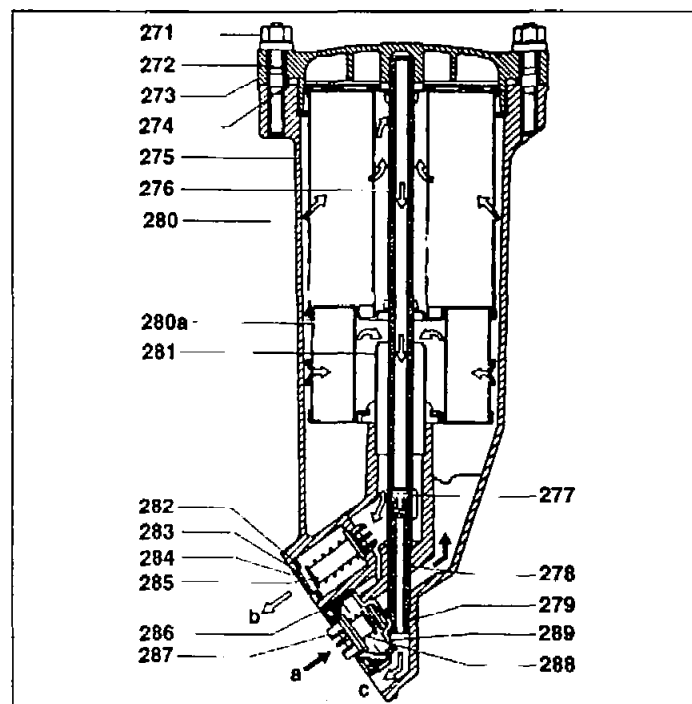
The finely filtered oil flows through the return flow pipe (276) and the gallery (c) to the oil pan.

A rubber seal is provided in the oil filter element (280) in order to separate the full-flow and bypass flow.

When changing the oil filter element, unscrew the cap (273) and pull it up slightly.

When this is done, the return flow pipes (276) attached to the cover opens a passage which connects the galleries (b) and (c) to each other. The oil in the oil filter flows back through the gallery (c) into the oil pan.

The return flow pipe is fitted to engines 601, 602 and in engine 603 - 1st version as of 02/92; this return flow pipe can be unscrewed when changing the oil to facilitate removing the oil filter cover.



P18.00-0403-12