








MODEL 124, 126, 129, 140, 163, 168, 170, 201, 202, 208, 210, 220, 461, 463

Modification notes

29.9.99	Replaces SI20/50 dated 08.03.94	Remove SI 20/50 from your file.	
---------	---------------------------------	---------------------------------	--

Damage code	Cause	Remedy	
None	Radiator is clogged with corrosion products.	 Convert cooling system to corrosion inhibitor/anti-freeze type 30. ↓	
 Danger!	Risk of injury to skin and eyes from scalding from hot coolant spewing out. Coolant is toxic when taken orally.	Do not open cooling system unless coolant temperature is below 90 °C. Open cap slowly and release the pressure. Do not pour coolant into beverage bottles. Wear protective gloves, protective clothing and eye protection. 1 Drain coolant from crankcase and radiator.  Do not flush cooling system, either with citric acid or with clear water.	AS20.00-Z-0001-01A
		2 Remove heater hose between engine and heater feed line.	
		3 Carefully blow out heat exchanger.  Do not blow with full air pressure available. Always drain coolant completely from heater.	
		4 Replace radiator.	
	g	5 Mix corrosion inhibitor/anti-freeze type 30 with water outside and fill into cooling system.  Mixing ratio 50 : 50. Coolant specifications	BB00.40-P-0310-01A
	u	6 Remove label from 5 l container and glue onto expansion reservoir. Service Information on coolant	SI20.00-P-0001A
	Notes on coolant	7 Properly dispose of drained coolant.  Observe legal regulations and local waste water regulations. All engines	AH20.00-N-2080-01A

Parts ordering notes

Part no.	Designation	Quantity
000 989 16 25 11	Corrosion inhibitor/anti-freeze type 30 (5 l container)	1