

## INTERIOR UPHOLSTERY

### M-B Tex



*Black*



*Creme Beige*



*Blue*




*Stone Pine Green*



*Dark Brown*



*Burgundy*



*Palomino*



*Grey*

### Leather



*Black*



*Creme Beige*



*Blue*



*Parchment†*



*Dark Brown*



*Stone Pine Green*



*Palomino*



*Burgundy*



*Saddle†*



*Grey*



The upholstery chips shown are representations of color and texture only. They are not actual upholstery samples. The 500 E is available in Black, Blue, Dark Brown, Creme Beige, and Grey leather.

Sportline Package: The 190 E 2.6 and the 300 E Sportline models are available in Black, Blue, Dark Brown, Creme Beige, and Grey leather. The 300 CE is available in Black, Blue, Dark Brown, Palomino, Creme Beige, Stone Pine Green, Burgundy and Grey leather.




† 300 SD, 300 SE, 400 SE, 500 SEL, 600 SEL, 300 SL, 500 SL only.

EXTERIOR PAINTWORK

Standard Colors



Metallic Colors



The 500 E will be available with metallic paintwork only.

<sup>5</sup> Not available for S-Class models. <sup>6</sup> Not available for S-Class and 300 SL and 500 SL models.

<sup>2</sup> Consult your dealer for availability.

<sup>5</sup> Note: the darker lower body panel shown for Signal Red is for 190 and 300 Class models. The lighter lower body panel is for the 300 SL and 500 SL models.