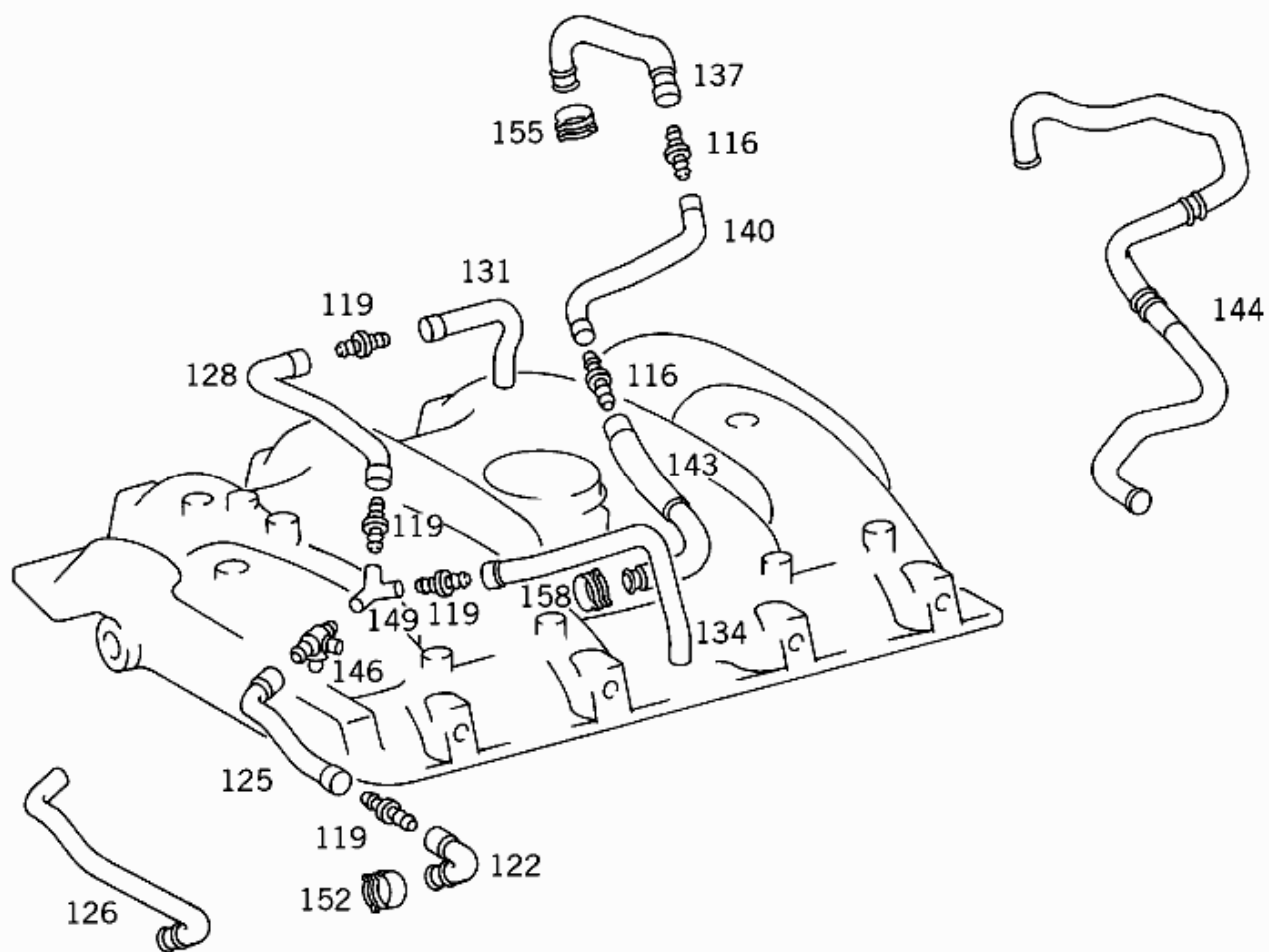


- Picture -



Mode :	MDmode	FIN/MD :	124036
Catalog no. :	15M	VIN :	
Major assembly :	M - Engine	Salesdesignation:	E500 USA
Major assembly MD :	119974	Assortment class :	Car
Group :	14 - INTAKE AND EXHAUST MANIFOLDS	Market :	NorthAmerica
Subgroup :	030 - INTAKE MANIFOLD	Picture number :	B14030000107.950928









- Parts list -

Mode :	MD mode	FIN/MD :	124036
Catalog no. :	15M	VIN :	
Major assembly :	M - Engine	Sales designation :	E 500 USA
Major assembly MD :	119974	Assortment class :	Car
Group :	14 - INTAKE AND EXHAUST MANIFOLDS	Market :	North America
Subgroup :	030 - INTAKE MANIFOLD		

Item no.	Part number	Designation/description	Quantity	Version
5	A 119 140 22 01	INTAKE MANIFOLD LOWER PART Optional with: A 119 140 63 01	001	
5	A 119 140 63 01	INTAKE MANIFOLD LOWER PART Optional with: A 119 140 22 01	001	
8	N 000443 025003	EXPANSION PLUG Replaced by: A 403 997 06 20	-	
11	A 117 990 02 78	CONNECTOR	001	
14	A 119 140 20 01	INTAKE MANIFOLD UPPER PART	001	
17	A 117 990 02 78	CONNECTOR	004	
20	A 601 990 01 78	CONNECTOR	002	
23	N 000007 005106	CYLINDRICAL PIN	002	
26	A 119 070 02 55	SCREENING Replaced by: A 119 070 03 55 +016 A 019 997 13 48 <input type="checkbox"/> [414] THE OLD PART MUST NO LONGER BE INSTALLED	-	
26	A 119 070 03 55	SCREENING <input type="checkbox"/> [036] Up to engine:	008	
29	A 119 997 02 45	SEAL RING <input type="checkbox"/> [036] Up to engine:	008	
32	A 117 140 02 65	INTERMEDIATE PIECE INTAKE MANIFOLD UPPER PART TO INTAKE MANIFOLD LOWER PART	008	
35	N 914020 008003	COMBINATION BOLT INTAKE MANIFOLD UPPER PART TO INTAKE MANIFOLD LOWER PART	002	
37	N 000912 008067	SCREW INTAKE MANIFOLD UPPER PART TO INTAKE MANIFOLD LOWER PART	002	
37	N 000912 008057	SCREW INTAKE MANIFOLD	002	
39	N 000125 008418	WASHER INTAKE MANIFOLD UPPER PART TO INTAKE MANIFOLD LOWER PART	002	
41	A 000 987 11 45	LOCKING CAP HOSE FITTING TO INTAKE MANIFOLD 5 <input type="checkbox"/> [022] INAPPLICABLE TO VEHICLES EQUIPPED WITH CATALYTIC CONVERTER	001	
47	A 119 141 13 80	GASKET Replaced by: A 119 141 15 80	-	
47	A 119 141 15 80	GASKET LEFT	001	
47	A 119 141 14 80	GASKET Replaced by: A 119 141 26 80	-	
47	A 119 141 16 80	GASKET Replaced by: A 119 141 26 80	-	
47	A 119 141 26 80	GASKET RIGHT	001	

50	N 000912 008098	SCREW INTAKE MANIFOLD TO CYLINDER HEAD	008
50	N 000912 008072	SCREW Replaced by: N 000000 001448	-
50	N 000000 001448	SCREW INTAKE MANIFOLD TO CYLINDER HEAD	004
50	N 000912 008056	SCREW Replaced by: N 000912 008108	-
50	N 000912 008108	SCREW INTAKE MANIFOLD TO CYLINDER HEAD	002
53	N 000137 008204	SPRING WASHER INTAKE MANIFOLD TO CYLINDER HEAD	014
59	A 008 542 45 17	TEMPERATURE SENSOR INTAKE MANIFOLD,LEFT FRONT  [008] ONLY WITH AIR CONDITIONER	001
62	A 005 542 10 17	SENDER UNIT AT INTAKE MANIFOLD,RIGHT;FOR COOLING WATER INDICATOR Optional with: A 005 542 26 17	001
62	A 005 542 26 17	SENDER UNIT AT INTAKE MANIFOLD,RIGHT;FOR COOLING WATER INDICATOR Optional with: A 005 542 10 17	001
65	A 008 542 32 17	SENDER UNIT AT INTAKE MANIFOLD	001
68	N 007603 014100	SEAL RING INTAKE MANIFOLD,LEFT FRONT	001
68	N 007603 014100	SEAL RING AT INTAKE MANIFOLD	002
74	A 119 223 11 41	SUSPENSION EYE LEFT  [402] NO LONGER AVAILABLE	001
74	A 119 223 10 41	SUSPENSION EYE RIGHT	001
80	A 601 078 24 41	BRACKET INTAKE MANIFOLD TO CYLINDER HEAD	002
83	A 601 159 19 40	BRACKET BRACKET TO INTAKE MANIFOLD	001
86	A 000 995 52 44	CLAMP FUEL LINE BRACKET	001
86	A 000 995 60 44	CLAMP INTAKE MANIFOLD TO CYLINDER HEAD	001
86	A 000 995 58 44	CLAMP AT FUEL DISTRIBUTOR LINE	001
95	N 914020 006009	COMBINATION BOLT Replaced by: N 000000 000009	-
95	N 000000 000009	SCREW BRACKET TO INTAKE MANIFOLD	001
101	A 119 997 09 72	FITTING SERVO BRAKE VACUUM CONNECTION	001
104	N 007603 014100	SEAL RING SERVO BRAKE VACUUM CONNECTION	001
110	A 119 140 07 12	PIPE LINE VACUUM LINE TO INTAKE MANIFOLD	001
113	N 000933 006103	SCREW Replaced by: N 304017 006018	-
113	N 304017 006018	SCREW VACUUM LINE TO INTAKE MANIFOLD	001
113	N 304017 006018	SCREW SERVO BRAKE VACUUM CONNECTION	001
116	A 102 094 02 12	CONNECTOR FROM CONNECTOR TO CYLINDER HEAD COVER	002
119	A 117 990 15 78	CONNECTOR PIPE SOCKET TO CYLINDER HEAD COVER	001
119	A 117 990 15 78	CONNECTOR AT FUEL DISTRIBUTOR LINE	002
119	A 117 990 15 78	CONNECTOR FROM CONNECTOR TO INTAKE MANIFOLD FLANGE,RIGHT	001

122	A 119 094 26 82	HOSE PIPE SOCKET TO CYLINDER HEAD COVER	001
125	A 119 094 27 82	HOSE PIPE SOCKET TO CYLINDER HEAD COVER	001
128	A 119 094 28 82	HOSE FROM CONNECTOR TO INTAKE MANIFOLD FLANGE,RIGHT	001
131	A 119 094 40 82	HOSE FROM CONNECTOR TO INTAKE MANIFOLD FLANGE,RIGHT	001
134	A 119 094 31 82	HOSE FROM CONNECTOR TO INTAKE MANIFOLD FLANGE,LEFT	001
137	A 119 094 42 82	Replaced by: A 119 094 62 82 +001 A 119 094 55 82  [028] Up to engine:	-
137	A 119 094 62 82	HOSE Replaced by: A 119 094 71 82 +001 A 119 094 55 82  [029, 034] As of engine	-
137	A 119 094 71 82	HOSE FROM CONNECTOR TO CYLINDER HEAD COVER  [035, 033] As of engine	001
140	A 119 094 43 82	HOSE Replaced by: A 119 094 55 82 +001 A 119 094 62 82  [028] Up to engine:	-
140	A 119 094 55 82	HOSE FROM CONNECTOR TO CYLINDER HEAD COVER  [033, 029] As of engine	001
143	A 119 094 44 82	HOSE THROTTLE HOUSING	001
146	A 119 094 02 12	CONNECTOR FUEL DISTRIBUTOR  [057] Up to engine:	001
149	A 119 094 03 12	CONNECTOR FUEL DISTRIBUTOR	001
152	A 126 997 06 90	LOOM TIE MOLDED HOSE TO CYLINDER HEAD COVER	001
155	A 117 997 01 90	LOOM TIE MOLDED HOSE TO CYLINDER HEAD COVER	001
158	A 116 997 03 90	LOOM TIE FROM MOLDED HOSE TO THROTTLE HOUSING	001