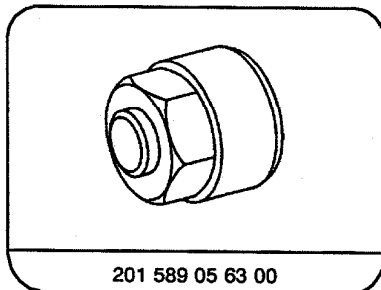
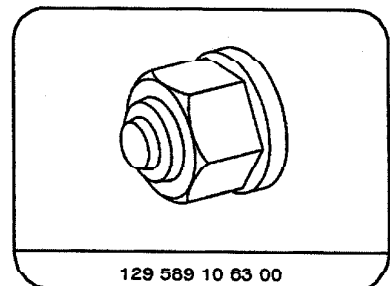
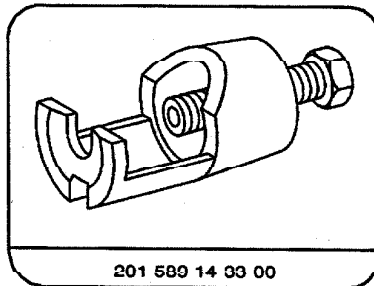
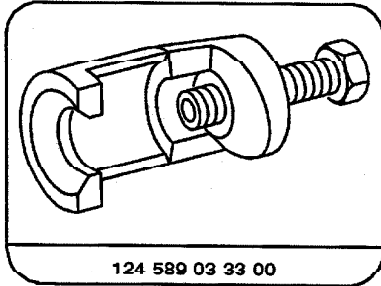


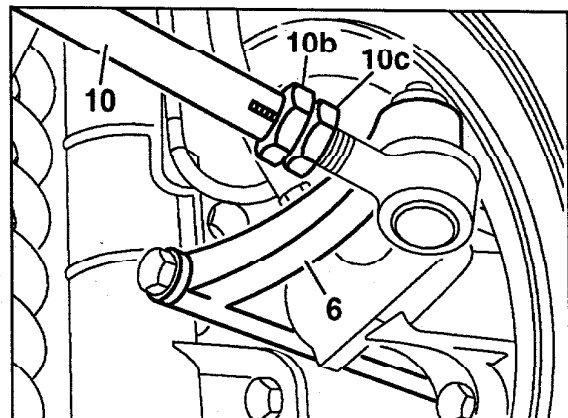
- Joint of tie rod (10) If there is play or the rubber boot is damaged, replace tie rod. If the rubber boot was damaged when the tie rod was removed, replace rubber boot (46-7202).
- Installed position of tie rod Observe, refer to notes.
- Tow-in Adjust (40-0323).

Special tools



Notes

The ball joint secured with the tapered clamping ring (10b, 10c) must be fixed to the steering control arm (6) on the steering knuckle side.



P46-2272-13