



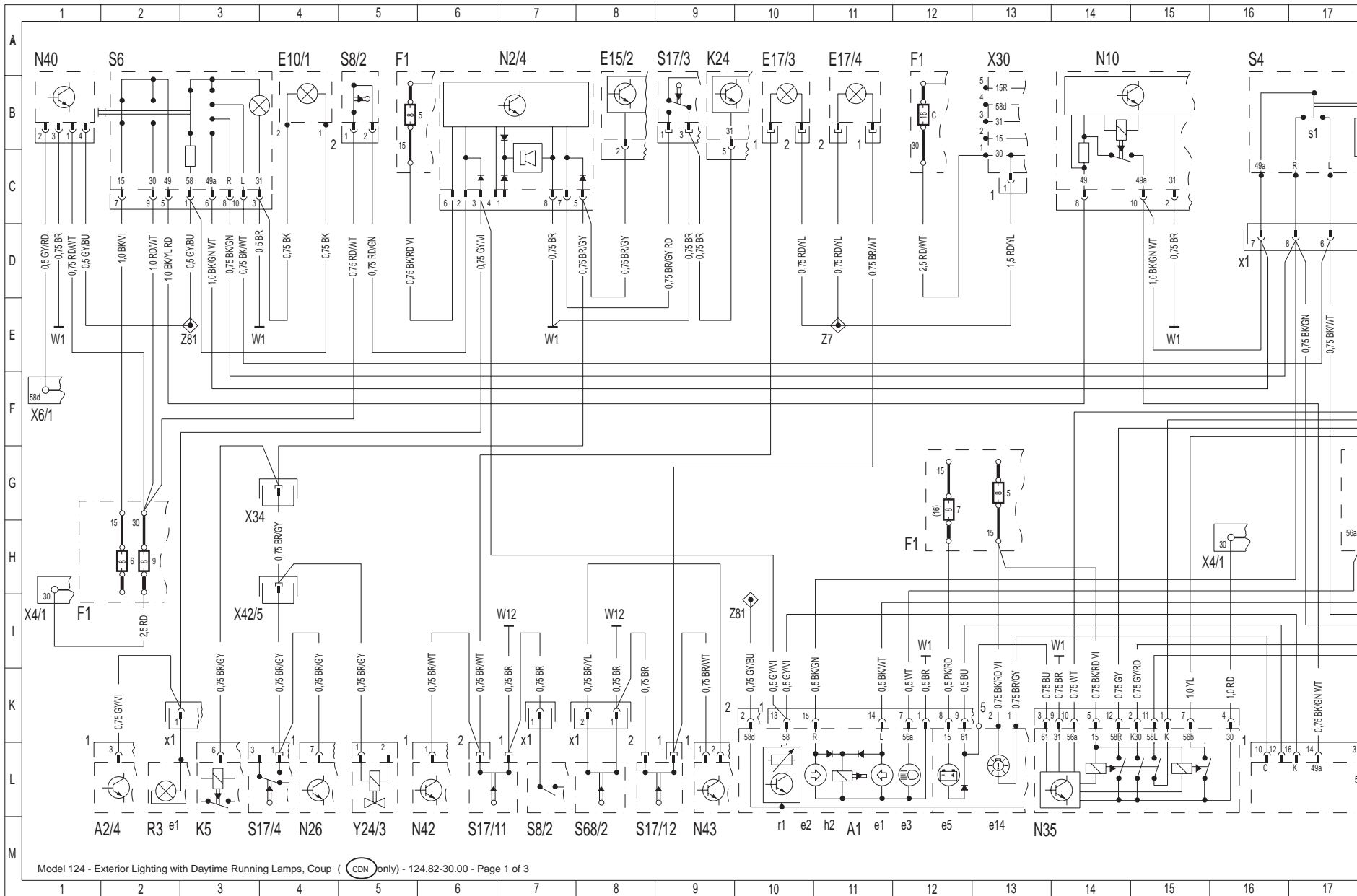
124.82-30.00	Exterior Lighting with Daytime Running Lamps, Coup ( only)	MY 1993	Page 1 of 2
--------------	--	---------	-------------

A1 Instrument cluster 11M	E4e3 Backup lamp 32A	F1-8 Fuse 8, circuit 58 L 22G
A1e1 Left turn signal indicator lamp 11M	E4e4 Stop lamp 33A	F1-9 Fuse 9, circuit 30 2H
A1e2 Right turn signal indicator lamp 10M	E4e6 Right hand side marker lamp 33A	F1-13 Fuse 13, circuit 56b 19G
A1e3 High beam indicator lamp 12M	E6/1 Left turn signal/side marker lamp 27A	F1-14 Fuse 14, circuit 56b 18G
A1e5 Generator charge indicator lamp 12M	E6/1e1 Turn signal 28A	F1-15 Fuse 15, circuit 56a 18G
A1e14 Exterior lamp failure indicator lamp 13M	E6/1e2 Side marker lamp 28A	F1-16 Fuse 16, circuit 56a 18G
A1h2 Audible turn signal indicator 11M	E6/2 Right turn signal/side marker lamp 26A	K5 ESA relay module 3M
A1r1 Instrument illumination rheostat 10M	E6/2e1 Turn signal 27A	K24 CF relay module 9A
A2/4 Radio control module 2M	E6/2e2 Side marker lamp 27A	N2/4 Seat belt warning module 7A
B6 Hall-effect speed sensor 34A	E10/1 Center air outlet illumination 4A	N4/1 EA/CC/ISC control module 35A
E1 Left headlamp unit 28A	E15/2 Front dome lamp (with shut-off delay and front reading lamp) 8A	N7 Exterior lamp failure monitoring module 27M
E1e1 High beam 29A	E17/3 Left front door entrance/exit lamp 10A	N10 Combination relay (turn/hazard signal, heated rear window, wiper motor) 14A
E1e2 Low beam 29A	E17/4 Right front door entrance/exit lamp 11A	N26 ATA control module 4M
E1e4 Fog lamp 29A	E19/1 Left license plate lamp 39A	N35 Daytime running lamp control module 14M
E2 Right headlamp unit 25A	E19/2 Right license plate lamp 38A	N40 Lighting dimmer module (circuit 58D) 1A
E2e1 High beam 25A	E21 Center high mounted stop lamp 34A	N42 Left SBE control module 6M
E2e2 Low beam 25A	F1 Fuse and relay box	N43 Right SBE control module 9M
E2e4 Fog lamp 26A	F1-C Fuse C, circuit 30 12B	R3 Front cigar lighter (with ashtray illumination) 2M
E3 Left taillamp unit 30A	F1-2 Fuse 2, circuit 15R 19G	R3e1 Illumination 2M
E3e1 Turn signal lamp 30A	F1-3 Fuse 3, circuit 58R 20G	R3x1 Illuminated cigar lighter connector 2K
E3e2 Tail/parking lamp 30A	F1-4 Fuse 4, circuit 58N 19G	S1 Exterior lamp switch 19A
E3e3 Backup lamp 30A	F1-5 Fuse 5, circuit 15 6B 13G 36H	S2/1 Ignition/starter switch 23A
E3e4 Stop lamp 31A	F1-6 Fuse 6, circuit 15 2H	S4 Combination switch 16A
E3e5 Rear fog lamp 29A	F1-7 Fuse 7, circuit 15 12G 35H	S4s1 Turn signal switch 17B
E3e6 Left hand side marker lamp 31A		S4s2 Headlamp flasher switch 18B
E4 Right taillamp unit 32A		S4s3 Low beam switch 18C
E4e1 Turn signal lamp 32A		S4x1 Combination switch connector 16D
E4e2 Tail/parking lamp 32A		

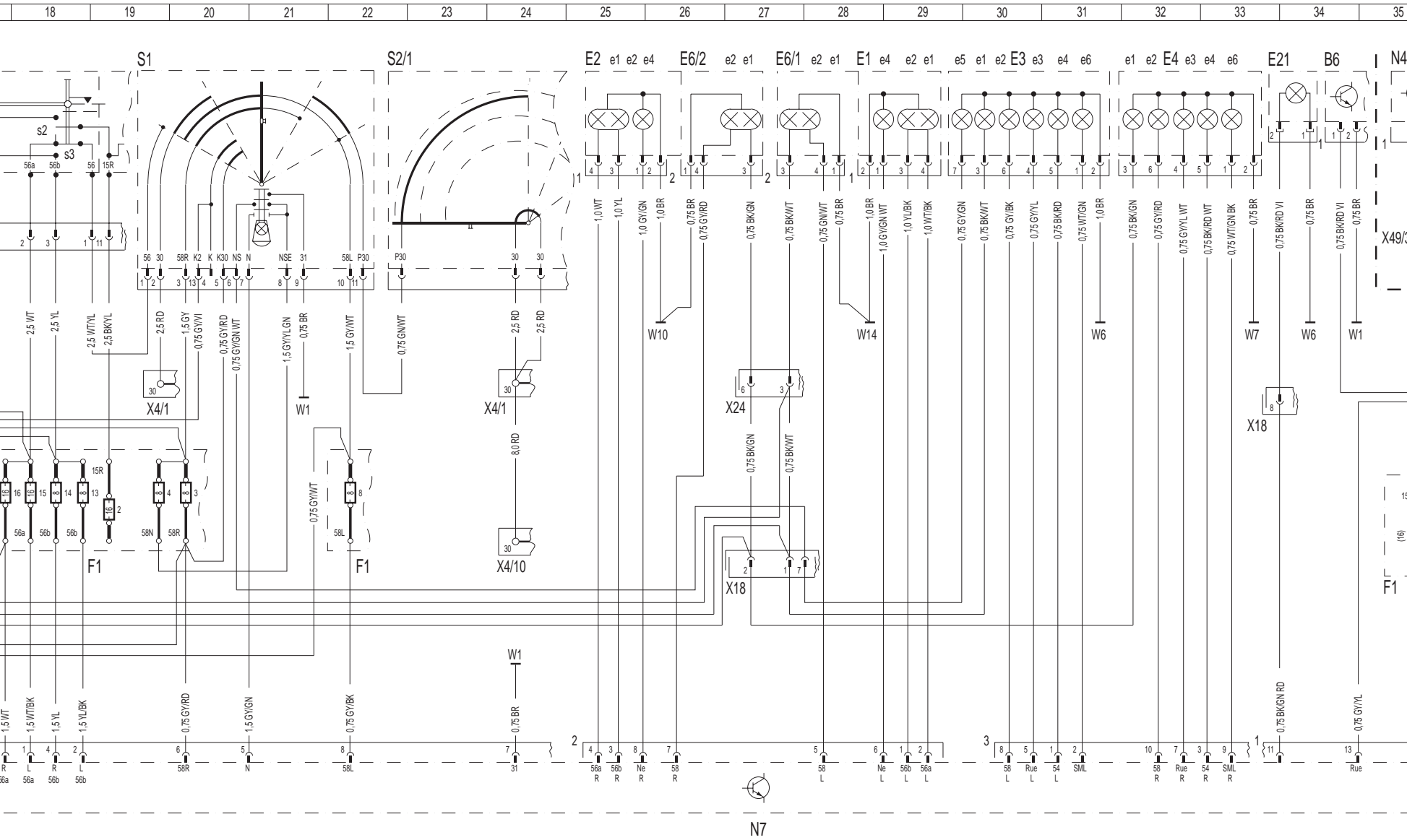
124.82-30.00	Exterior Lighting with Daytime Running Lamps, Coup ( only)	MY 1993	Page 2 of 2
--------------	--	---------	-------------

S6	Hazard flasher switch	2A
S8/2	Warning buzzer contact (exterior lamps/CL)	5A 7M
S8/2x1	Warning buzzer contact connector (exterior lamps/CL)	7K
S9/1	Stop lamp switch (4-pole)	37A
S16/1	Starter lock-out/backup lamp switch	36A
S17/3	Left door switch	9A
S17/4	Right door switch	4M
S17/11	Left door switch (SBE, entrance/exit lamp)	6M
S17/12	Right door switch (SBE, entrance/exit lamp)	9M
S68/2	Right front seat belt buckle switch (SBE)	8M
S68/2x1	Right front seat belt buckle switch connector (SBE)	8K
W1	Main ground (behind instrument cluster)	
W6	Ground (left wheelhousing in trunk)	
W7	Ground (right wheelhousing in trunk)	
W10	Ground (battery)	
W12	Ground (center console)	
W14	Ground (ABS hydraulic unit bracket)	
	Ground location without designation, component grounded directly on engine, chassis or body.	
X4/1	Terminal block (circuit 30, interior)	19F 24F 16H 1I
X4/10	Terminal block (circuit 30/circuit 61 battery) (3-pole)	24H
X6/1	Terminal block (circuit 58d) (1- or 2-pole)	1F

X18	Interior/taillamp harness connector (8-pole)	33F 27H
X24	Headlamp harness connector	27F
X30	Accessory equipment connector block	13A
X34	Right front door contact switch intermediate connector	4G
X42/5	Right door contact switch connector (ATA)	3I
X49/2	Backup lamp/starter lock-out switch connector	36E
X49/3	Backup lamp switch signal connector (ASR/EA) (1-pole)	35D
Y24/3	Seat backrest locking valve	5M
Z7	Circuit 30 connector sleeve	11E
Z81	Circuit 58d connector sleeve	3E 9I
	Cross Section of Wire may differ from Values shown in Wiring Diagram. Changes in Cross Section of Wire will be shown framed.	
	Explanations and Notes of Wiring Diagram see Section 00-A Locations/Connections/Overview see Section 00-B/00-C	



Model 124 - Exterior Lighting with Daytime Running Lamps, Coup (CDN Only) - 124.82-30.00 - Page 1 of 3



N7

