

TO: OUR MERCEDES-BENZ PASSENGER CAR DEALERS
DATE: May 1995 (supersedes S.I. MBNA 32/2, 58/54, Feb. 1993)

REF. NO. MBNA 32/2A, 58/54A

Revision: *Models 202 and 210 added.*
SUBJECT: ALL MODELS
 NEW 3-LUG SPRING COMPRESSORS
 SPRING COMPRESSOR APPLICATION TABLE

New 3-lug spring compressors and compression plates have been developed for use with model 202 and model 210. The new 3-lug spring compressor design incorporates a replaceable pin, which is designed to shear if excessive force is sensed on the spindle/nut. Therefore seizure/damage of the spindle can be prevented.

These new spring compressors may also be used on certain previous MB models. Please review the application table shown on page 2 for specific model applications.

⚠ WARNING!

Use extreme caution when working with spring compressors. Improper use may result in personal injury. Do not mix components of previous 2 - lug or 3 - lug spring compressors with the new spring compressors. Inspect all spring compressor components for damage before using them.

Never use an impact wrench for tightening or loosening the spring compressor. This could damage the threads, allowing the spring compressor to fly apart and possibly result in personal injury.

Please note that these tools are considered minimum tools, falling in the A/B category. Dealers are requested to order these tools themselves, as they will not be automatically shipped.

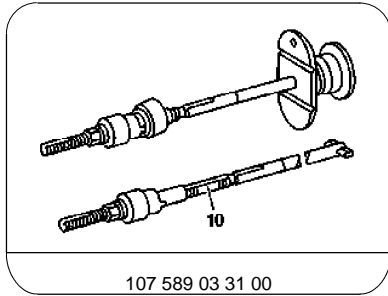
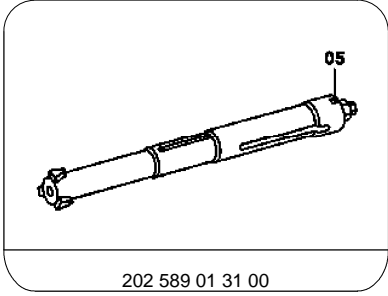
Spring Compressor Applications - All Models

Part Number	Model											
	107	114	115	116	123	124	126	129	140	201	202	210
107 589 03 31 00 (Compressor complete)	F	F	F	-	-	-	-	-	-	-	-	-
202 589 01 31 00 (Spring compressor, front)	-	-	-	F	F	F	F	F	F	F	F	F

202 589 02 31 00 (Spring compressor, rear)	R	R	R	R	R	R	R	R	R	R	R	R
202 589 13 63 00 (Compression plates, 2 pcs)	-	-	-	F	F	F/R	-	F/R	R	F/R	F/R	F/R
202 589 14 63 00 (Compression plates, 2 pcs)	R	R	R	R	R	-	F/R	-	F/R	-	-	-

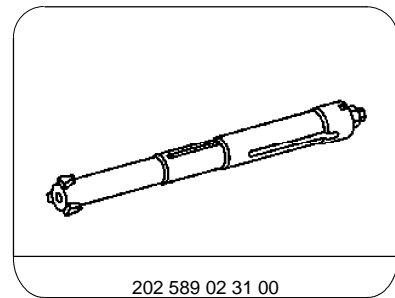
F= Front R= Rear

Special Tools

Part number Description	Group/ Category	
107 589 03 31 00 Spring compressor, complete	32/B	 <p>107 589 03 31 00</p>
202 589 01 31 00 Spring compressor, front	32/B	 <p>202 589 01 31 00</p>

202 589 02 31 00
Spring compressor, rear

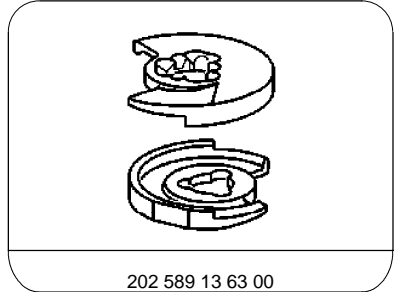
32/B



202 589 02 31 00

202 589 13 63 00
Compression plates, 2 pcs

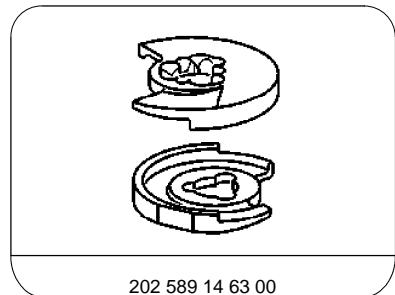
32/B



202 589 13 63 00

202 589 14 63 00
Compression plates, 2 pcs

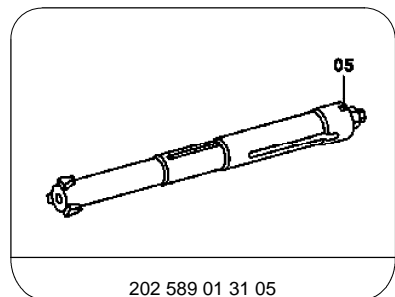
32/B



202 589 14 63 00

202 589 01 31 05
Shear pin, (set of 5)
Replacement shear pins for
202 589 01 31 00
202 589 02 31 00

32/B



202 589 01 31 05

WS32.00-P-0042B	202 589 13 63 00 Clamping plates	FG 32/Set B	10.4.07
-----------------	----------------------------------	-------------	---------

MODEL 116, 123, 124, 129, 140, 170, 201, 202, 203, 208, 209, 210

MODEL 220 with CODE (979) Special protection version

MODEL 221 with CODE (Z07) Top protection

Modification notes

3.8.94	Replaces: 000 589 79 63 00		
--------	----------------------------	--	--

Use:

Clamping plates Ø 120 mm (2 ea.) for tensioning devices:

202 589 01 31 00

for front springs

model 116, 123, 124, 129, 170, 201, 202, 208, 210 (except 210.08/28)

for rear springs

model 220 with code 979, model 221 with code Z07

202 589 02 31 00

for rear springs

model 124, 129, 140, 170, 201, 202, 203, 208, 209, 210

